

Welcome to ERC and Pathlight Continuing Education Events!

Our continuing education process is handled online through our Litmos learning management system. Within a few days you will receive an email from “ERC and Pathlight Continuing Education Events” <system@litmos.com> inviting you to log in to our system and join the course titled “XXXXXXX”. In the email there will be a description of the talk, objectives, and a link to log in.

You can login using your email as your username and then set your own password. If you receive a message stating that the registration link is no longer valid you may already have an account with us. Please try to log in using the email and password you created previously. If you cannot remember your password, please email continuingeducation@ercpathlight.com.

Once you are logged in you will be brought to your home page. It will look like this:

The screenshot shows a web browser window displaying the Litmos dashboard. The browser address bar shows continuingeducationerc.litmos.com/home/dashboard. The dashboard header includes a navigation menu with 'Home', 'Content Library', 'Achievements', 'Live Sessions', and 'Instructor'. Below the header, a welcome message reads 'Welcome, wendy mathes'. The main dashboard area features three circular progress indicators: 'To do' with the number 20, 'Overdue' with 0, and 'Completed' with 3. A 'Login Week Streak' calendar icon shows the number 34. A 'Total 23' badge is also visible. Below these indicators, there are tabs for 'All', 'In Progress', 'Overdue', 'Not Started', and 'Completed'. A search bar is present with the placeholder text 'Search for assigned courses and learning paths'. The main content area displays a list of courses, including '12TH ANNUAL ERF CONFERENCE ON MENTAL HEALTH: "But You Don't Know What I Did": Healing the Roots of Caregiver Self-Blame' (Access Expires in 97 days, 0% completion), 'Behavioral Exposure-The Use of Exposures in ED Treatment' (0% completion), and 'Budget Like A Boss 1.0' (0% completion). On the right side, there are sections for 'News' with two announcements and 'Recent Achievements' with one achievement: 'Addiction and Recovery: Managing Relapse in Times of Stress' (Achieved 18 days ago).

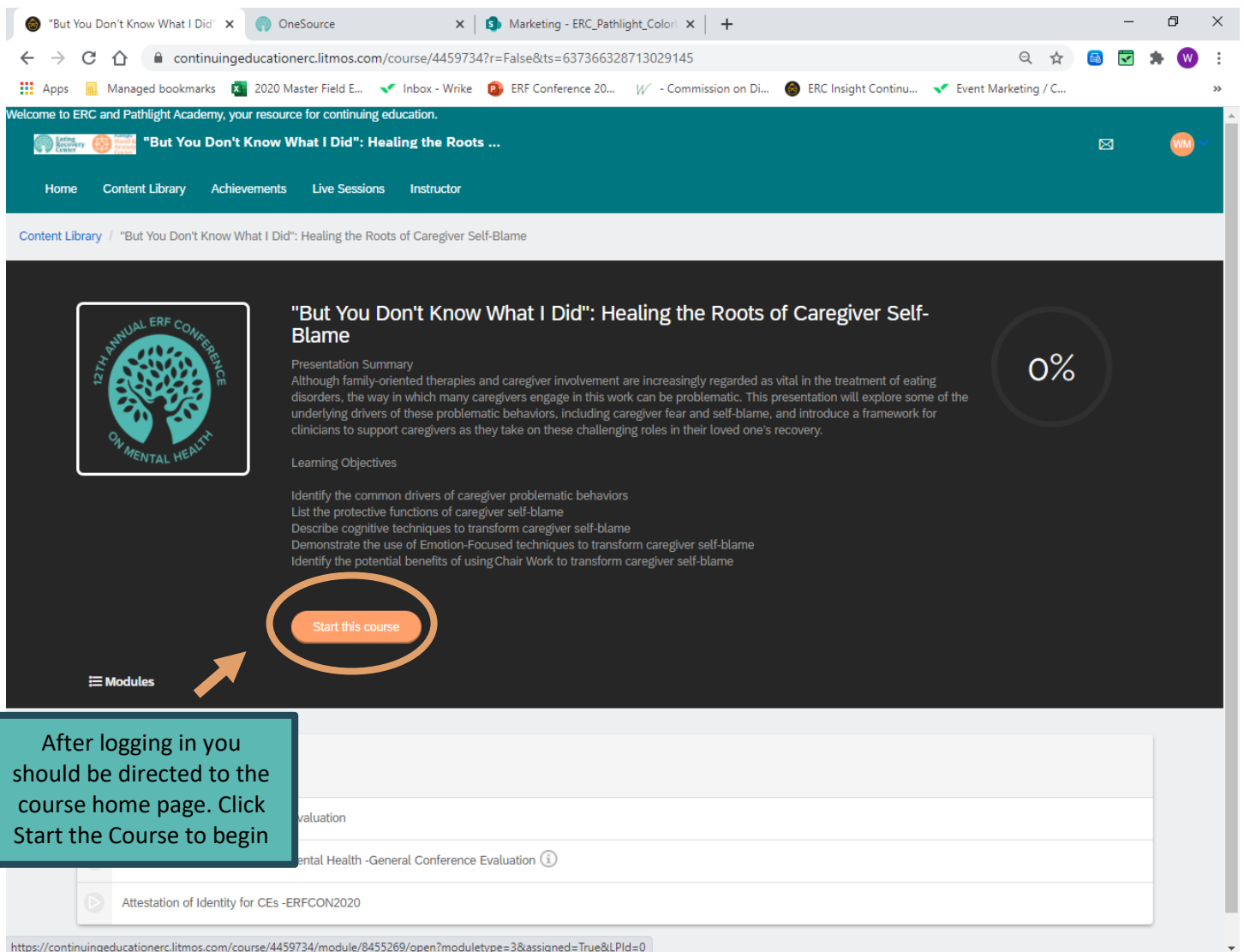
Courses you have attended will be listed here. If you click the Content Library tab, webinars that are available for self-sign up will be listed. All CE certificates will be stored under the “Achievements” tab. If you have attended a course or a series of courses (Learning Path) and they do not show up on your home page, please check the “Completed” tab as they may show up there.

Depending on your settings, courses may be displayed in list form as above or in tiles as below.



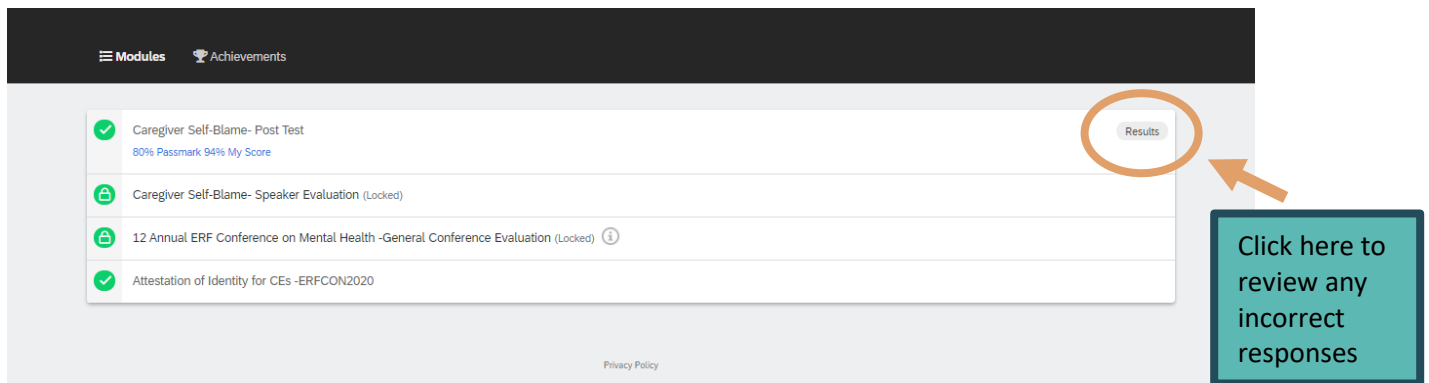
Each tile/ item in the list will bring you to the course homepage where you will find the assessments for each of the presentations.

On the course homepage you will hit the “start this course” button in yellow. You will be brought to a white screen with another “start” button. Hit that start button and you will be asked a series of questions about the presentation and speaker(s) (Figure 1).

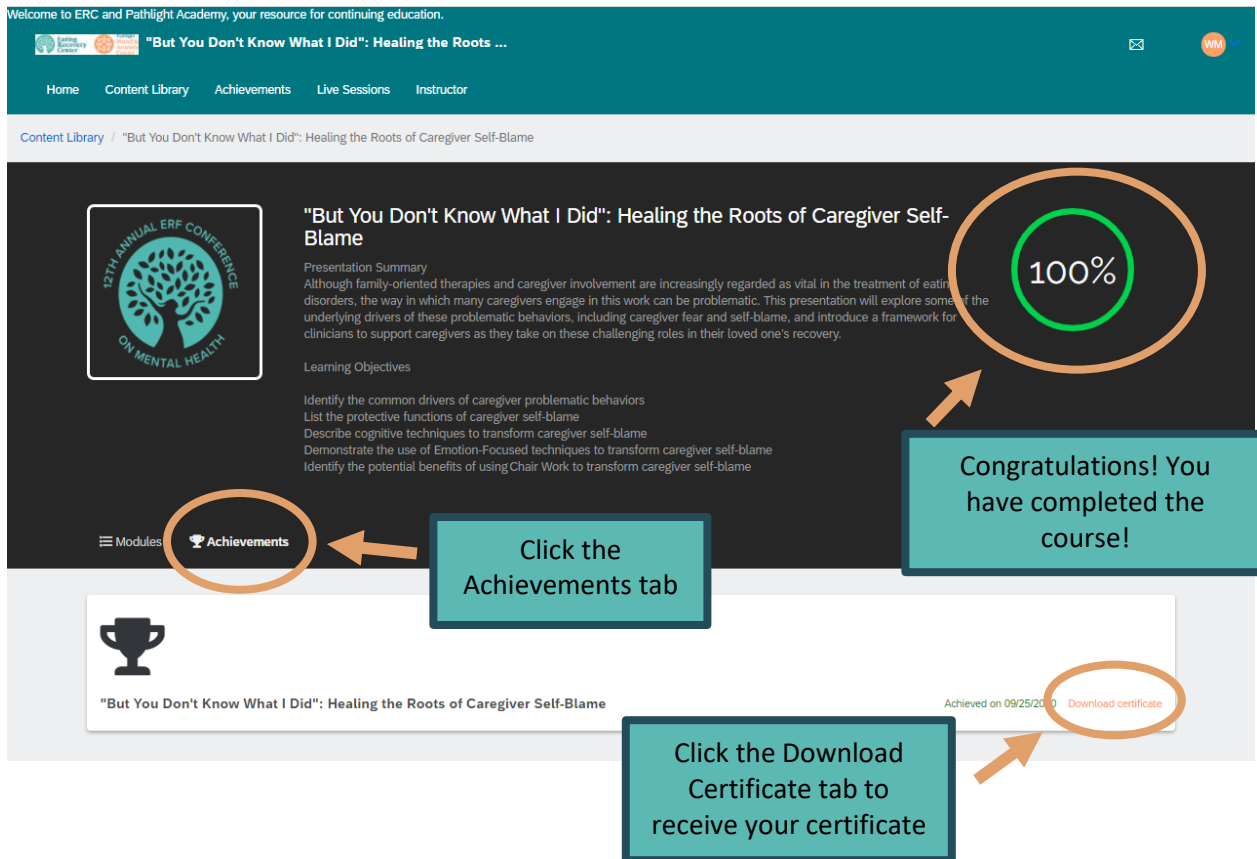


After logging in you should be directed to the course home page. Click Start the Course to begin

Please complete all of the questions. These make up the post-test and evaluation. If you scroll down a bit on the page you will see a results tab that will allow you to view any questions that you may have answered incorrectly on the post-test as well as the correct answers to those questions. My understanding is that some of the questions can be tricky 😊.



Once you have answered all of the questions you will be returned to the homepage and you will see a green circle that says 100%. There is a tab on the lower left-hand side of the screen labeled "Achievements"- Click this tab.



There will be a line with the title of the presentation, the date, and "download certificate" printed in tangerine. Click on "download certificate" and your certificate will download to your device.